


## SPECTACULAR SAVANNA 2024 FABRIC GUIDE

If you have the 2019 edition of my Spectacular Savanna pattern, you can use this guide as a substitute for the one on Pages 3 - 4 of your pattern. In most cases, the fabrics in each block are arranged in order of value, with Fabric 1 being the lightest and each subsequent fabric getting progressively darker. The guide will tell you whether you will need a Fat Eighth (9" x 21") or Fat Quarter (18" x 21") of each fabric. Different amounts of each fabric will be used and, in some cases, you will have fabric left over.

**LARGE SAMPLER QUILT:** You will need a total of 27 fabrics to make the Elephant, Lion, Rhino, Giraffe, Zebra, Wildebeest, Gazelle, Hippo, and Leaf Blocks (all of the blocks).


**SMALL SAMPLER QUILT:** You will need a total of 16 fabrics to make the Elephant, Lion, Rhino, Giraffe, Zebra, and Hippo blocks (the blocks shown with green backgrounds). The 2019 pattern does not include instructions for making the Small Sampler Quilt, but a pattern supplement with those instructions is available on my site.



**ELEPHANT**



**Fabric 1**  
fat quarter  
Essex YD Seafoam



**Fabric 2**  
fat quarter  
Kona Sage

**BACKGROUND & DETAIL FABRICS:** Use Kona Sea Mist or Kona Metal for the background of a Large Quilt, and Kona Palm for the background of a Small Quilt.

Use Kona Snow (Light Solid Detail), Kona Pepper (Dark Solid Detail), and Kona Gecko (Green Solid Detail for Large Quilt only) for the detail fabrics.



**LION**



**Fabric 1**  
fat eighth  
Kona Mustard




**Fabric 2**  
fat eighth  
Kona Curry



**Fabric 3**  
fat quarter  
Essex YD Mustard




**Fabric 4**  
fat quarter  
Kona Gold



**HIPPO**



**Fabric 1**  
fat eighth  
Essex YD Aqua




**Fabric 2**  
fat eighth  
Kona Fog



**Fabric 3**  
fat eighth\*  
Essex YD Shale

YD = yarn-dyed



**GIRAFFE**



**Fabric 1**  
fat eighth  
Kona Meringue



**Fabric 2**  
fat eighth  
Essex YD Curry



**Fabric 3**  
fat eighth  
Essex YD Cedar




**ZEBRA**




**Fabric 1**  
fat eighth  
Essex YD Coral



**Fabric 2**  
fat eighth  
Kona Snow



**Fabric 3**  
fat eighth  
Essex YD Charcoal



**RHINO**




**Fabric 1**  
fat quarter  
Essex YD Dusty Blue



**Fabrics 2 & 3**  
fat eighth\*  
Essex YD Shale

Note: In this version, Rhino Fabrics 2 and 3 are the same.



**WILDEBEEST**




**Fabric 1**  
fat quarter\*\*  
Kona Wasabi



**Fabric 2**  
fat eighth  
Essex YD Ochre



**Fabric 3**  
fat eighth  
Essex YD Nutmeg



**GAZELLE**



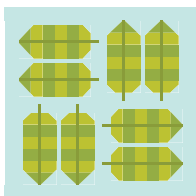
**Fabric 1**  
fat eighth  
Essex YD Lingerie



**Fabric 2**  
fat eighth  
Essex YD Acorn



**Fabric 3**  
fat eighth  
Kona Roasted Pecan



**LEAF**



**Fabric 1**  
fat quarter  
Essex YD Pickle



**Fabric 1**  
fat quarter  
Essex YD Jungle



**Fabric 1**  
fat quarter  
Essex Lime



**Fabric 2**  
fat quarter\*\*  
Kona Wasabi



**Fabric 2**  
fat quarter  
Kona Pickle



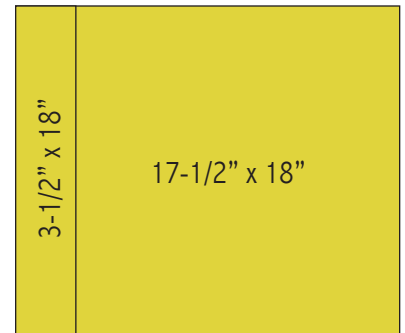
**Fabric 2**  
fat quarter  
Kona Peapod

**Fig. 1**



\*This fat eighth is shared by the Hippo and Rhino blocks. Cut 1 piece, 9" x 12" for the Rhino block, as shown in **Fig. 1**, reserving the remaining 9" x 9" for the Hippo block.

**Fig. 2**



\*\*This fat quarter is shared by the Wildebeest and Leaf blocks. Cut 1 strip, 3-1/2" x 18" from the edge of the fat quarter for the Wildebeest block, as shown in **Fig. 2**, reserving the remaining 17-1/2" x 18" for the Leaf blocks.