



FABRIC GUIDE FOR SMALL LEAFY QUILT

Use this guide to duplicate the fabric placement in the Small Leafy Quilt on the cover of my Leafy pattern.

My original quilt was made using a combination of prints from my Adventure and Kitchen Window Wovens collections, Kona Solids, and various Essex linen blends. As of September 2019, all of these are available from Robert Kaufman Fabrics.

Please note that Essex linen blends come in a variety of styles, including Essex, Essex Yarn-Dyed, and Essex Yarn-Dyed Homespun. In some cases, a color with the same name is available in more than one Essex category. For example, this project uses both Essex Jungle and Essex Yarn-Dyed Jungle. The same is true among color names for Kona Solids and Essex. Please pay close attention to the swatch labels when purchasing fabric for this project.

PREPARING THE FABRIC

The next page includes a chart showing the 30 fabrics you'll need to make the quilt. The fabrics are divided into 6 groups, A - F. Follow the below instructions to cut and sew the fabrics in each group.

CUT THE FABRIC

From each Background Fabric, cut 4 fat eighths, 9" x 21" each.

From each Stem Fabric, cut 4 strips, 2-1/2" x width of fabric.

From each Leaf Fabric, cut 3 squares, 10" x 10" each.

Sort the cut fabric from each group into 4 sets, each of which should include 1 fat eighth of Background Fabric, 1 strip of Stem Fabric, and 1 square of each of the 3 Leaf Fabrics.


Refer to Pages 9 - 10 to cut fabric for 3 Full Leaf Blocks from each set. Vary the placement of the Leaf Fabrics by switching which is Square 1, 2, or 3 (per diagrams at bottom of Page 10) in each block.

For Groups A, E, and F, refer to Pages 11 - 12 to cut fabric for 1 Upper Leaf Block from the remaining set.

For Groups B, C, and D, refer to Pages 13 - 14 to cut fabric for 1 Lower Leaf Block from the remaining set.

FINISH THE QUILT

Follow the pattern directions to piece the blocks and finish the quilt top. The diagram on the right shows where to place each block in your finished quilt top.



Block Placement Chart

1/2 yard each
Background Fabric

3/8 yard each
Stem Fabric

3/8 yard each
Leaf Fabrics

A



AZH-18737-87



Essex Jungle



AZH-18738-241



AZH-18736-34



Essex Yarn-Dyed
Seafoam

B



AZH-18735-379




Kona Moss



AZH-18736-341



Kona Pickle



Essex Jungle

C



Essex Yarn-Dyed
Lingerie



Essex Yarn-Dyed
Pickle



AZH-17722-341




AZH-18737-371



Kona Wasabi


D



Essex Yarn-Dyed
Homespun Taupe




Kona Palm



AZH-17722-218



AZH-18735-42



Essex Yarn-Dyed
Palm

E




Kona Lingerie



Kona Avocado



AZH-18737-218



Kona Sweet Pea




Essex Yarn-Dyed
Jungle

F



AZH-17722-379



Essex Yarn-Dyed
Palm



AZH-18734-421



Kona Peridot



Essex Yarn-Dyed
Pickle