




























Light Detail Fabric Soft Face Fabric Bright Face Fabric

A	 AZH-19084-302	 Manchester Poppy	 Kona Paprika
B	 AZH-19083-41	 Manchester Yarrow	 Kona Grelow
C	 AZH-19081-376	 Manchester Berry	 Kona Sangria
D	 AZH-19081-333	 Manchester Peacock	 Kona Jade Green
E	 AZH-19083-376	 Manchester Sienna	 Kona Marmalade
F	 AZH-19084-188	 Manchester Parchment	 Kona Shitake
G	 AZH-19084-384	 Manchester Leaf	 Kona Gecko
H	 AZH-19083-384	 Manchester Jade	 Kona Kale
I	 AZH-19081-371	 Manchester Kiwi	 Kona Pickle

FABRIC GUIDE FOR SMALL ANTONIA TIGER QUILT

Use this guide together with the fabric requirements on the pattern back to duplicate the fabric selection in the Small Quilt on the cover of my Antonia Tiger pattern.

My original quilt was made using fabrics from my Library print collection, Manchester Wovens, and Kona Solids, all of which are available from Robert Kaufman Fabrics as of April 2020.

DARK SOLID DETAIL



Kona Pepper

BACKGROUND



Essex Yarn-Dyed Nutmeg

BINDING



AZH-19083-186



Antonia Tiger pattern, text, and images © 2019 by Elizabeth Hartman.

Link to www.elizabethhartman.com/antonia-tiger to share this guide electronically.

Quilt shops selling the Antonia Tiger pattern (including as part of a kit) may distribute one printed copy of this guide with each Antonia Tiger pattern sold.